

## Analysis of Student Satisfaction Survey on Teaching Learning Process



Shri Vithal Education & Research Institute's  
**COLLEGE OF ENGINEERING, PANDHARPUR**



ISO 9001:2015



www.tuv.com  
ID 9105048196

P.B. No. 54, Gopalpur - Ranjani Road, Gopalpur, **Tal.:** Pandharpur- 413304, **Dist.:** Solapur (MH)

**Contact No.:** 9545553888, 9545553757, **E-mail :** coe@sveri.ac.in, **Website:** www.sveri.ac.in

Approved by **A.I.C.T.E.**, New Delhi and affiliated to Punyashlok Ahilyadevi Holkar Solapur University, Solapur

**NBA** Accredited all Eligible UG Programmes, **NAAC A+** with 3.46 CGPA out of 4.00, An ISO 9001-2015 Certified Institute, Accredited by the Institution of Engineers, Kolkata and TCS, Pune.

# SVERI's College of Engineering, Pandharpur Analysis of Student Satisfaction Survey on Teaching Learning Process

**AcademicYear:2023-2024**

## Analysis of Student Satisfaction Survey on Teaching Learning Process

### Analysis of Student Satisfaction Survey on Teaching Learning Process Academic

Year: 23-24

Total Responses =307

Sr. No.	Particular	4(%)	3 (%)	2 (%)	1 (%)	0 (%)
1	How much of the syllabus was covered in the class?	99.0	0.7	0.3	0.0	0.0
2	How well did the teachers prepare for the classes?	87.3	6.0	3.3	3.3	0.0
3	How well were the teachers able to communicate?	88.3	5.0	2.7	2.7	1.3
4	The teacher's approach to teaching can best be described as	89.0	3.7	3.7	3.7	0.0
5	Fairness of the internal evaluation process by the teachers.	87.7	6.0	3.7	2.7	0.0
6	Was your performance in assignments discussed with you?	88.3	5.0	3.3	3.3	0.0
7	The institute takes active interest in promoting internship, student exchange, field visit opportunities for students.	89.0	3.7	3.7	3.7	0.0
8	The teaching and mentoring process in your institution facilitates you in cognitive, social and emotional growth.	87.3	6.0	3.3	3.3	0.0
9	The institution provides multiple opportunities to learn and grow.	86.7	6.7	3.3	3.3	0.0
10	Teachers inform you about your expected competencies, course outcomes and programme outcomes.	88.3	5.0	3.3	3.3	0.0

## Analysis of Student Satisfaction Survey on Teaching Learning Process

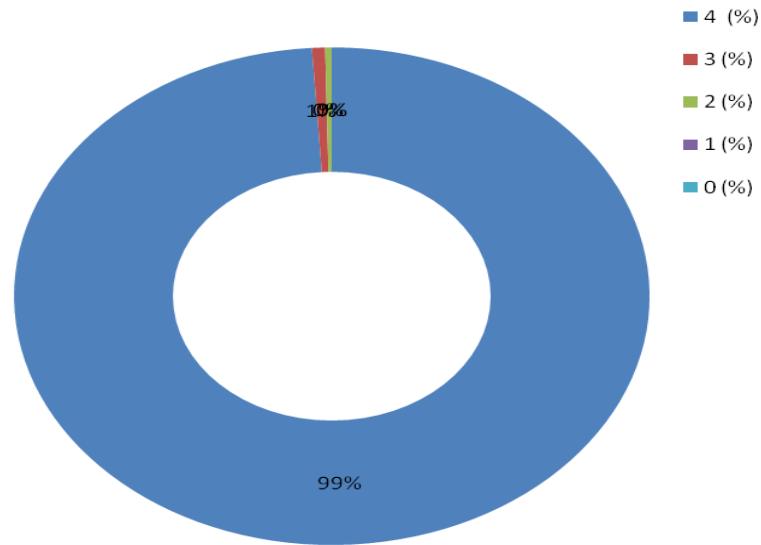
---

---

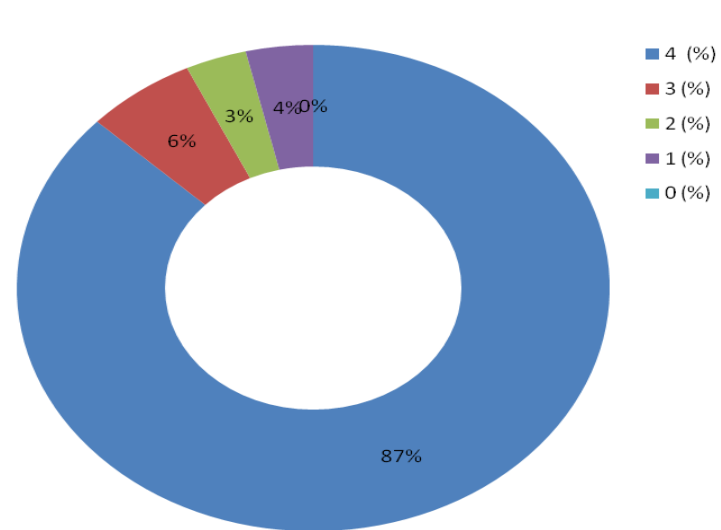
<b>Sr. No.</b>	<b>Particular</b>	<b>4(%)</b>	<b>3(%)</b>	<b>2 (%)</b>	<b>1 (%)</b>	<b>0 (%)</b>
11	Analysis of Student Satisfaction Survey on Teaching Learning Process	89.0	3.7	3.7	3.7	0.0
12	Analysis of Student Satisfaction Survey on Teaching Learning Process	89.0	3.7	3.7	3.7	0.0
13	Analysis of Student Satisfaction Survey on Teaching Learning Process	87.7	6.0	3.7	2.7	0.0
14	Analysis of Student Satisfaction Survey on Teaching Learning Process	86.7	6.7	3.3	3.3	0.0
15	Analysis of Student Satisfaction Survey on Teaching Learning Process	86.7	6.7	3.3	3.3	0.0
16	Analysis of Student Satisfaction Survey on Teaching Learning Process	89.0	3.7	3.7	3.7	0.0
17	Analysis of Student Satisfaction Survey on Teaching Learning Process	88.3	5.0	3.3	3.3	0.0
18	Analysis of Student Satisfaction Survey on Teaching Learning Process	87.3	6.0	3.3	3.3	0.0
19	Analysis of Student Satisfaction Survey on Teaching Learning Process	87.3	6.0	3.3	3.3	0.0
20	Analysis of Student Satisfaction Survey on Teaching Learning Process	88.3	5.0	3.3	3.3	0.0

# Analysis of Student Satisfaction Survey on Teaching Learning Process

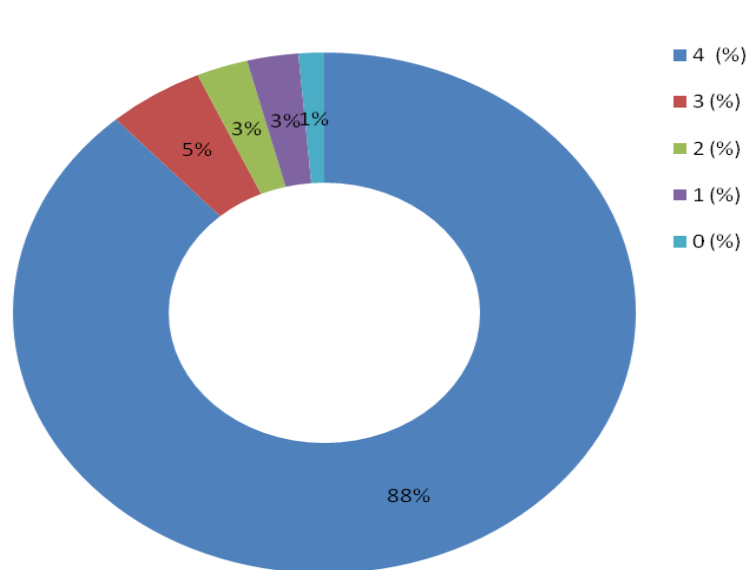
**How much of the syllabus was covered in the class?**



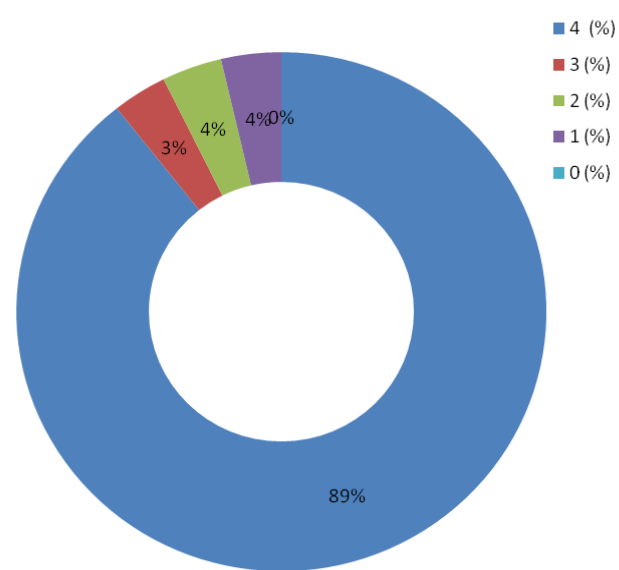
**How well did the teachers prepare for the classes?**



**How well were the teachers able to communicate?**

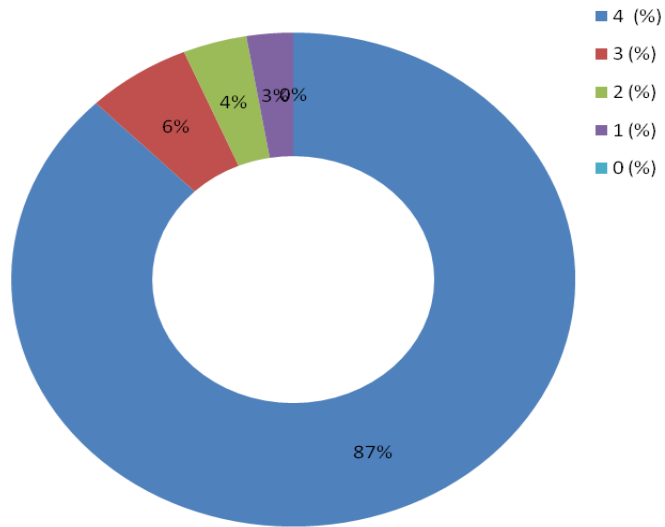


**The teacher's approach to teaching can best be described as**

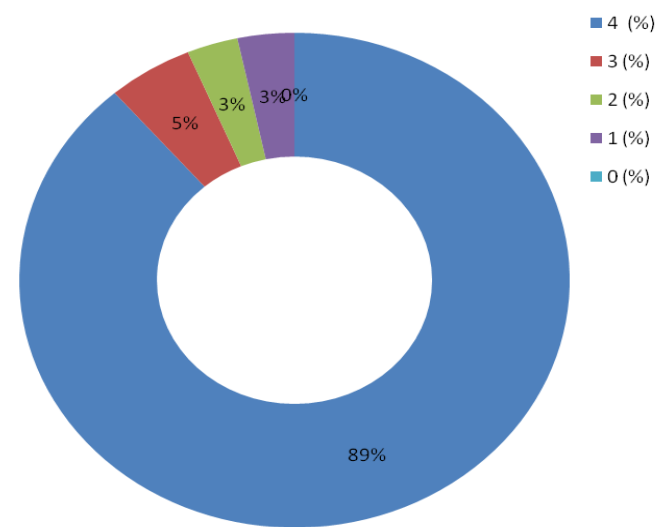


# Analysis of Student Satisfaction Survey on Teaching Learning Process

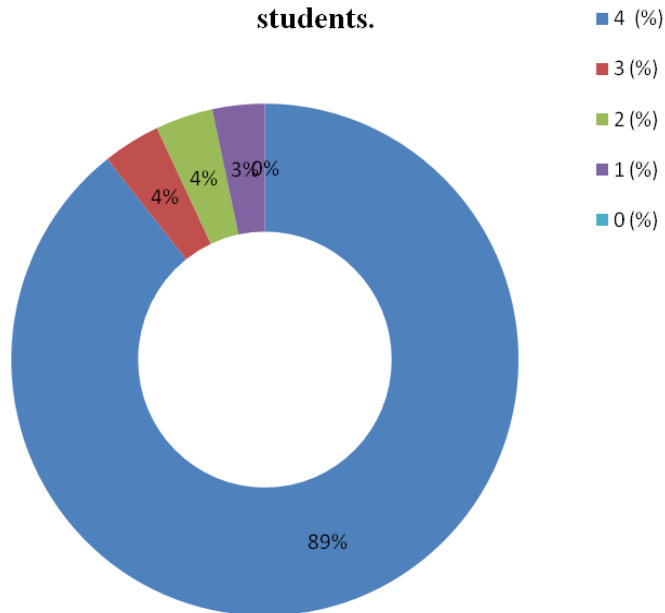
**Fairness of the internal evaluation process by the teachers.**



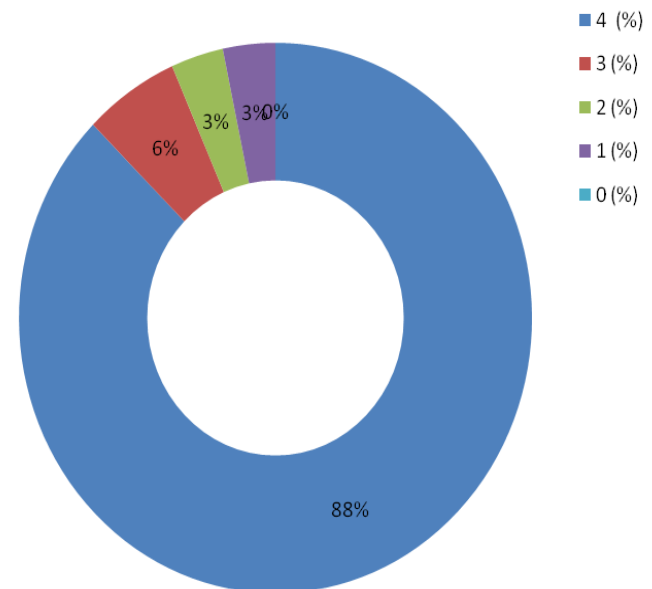
**Was your performance in assignments discussed with you**



**The institute takes active interest in promoting internship, student exchange, field visit opportunities for students.**

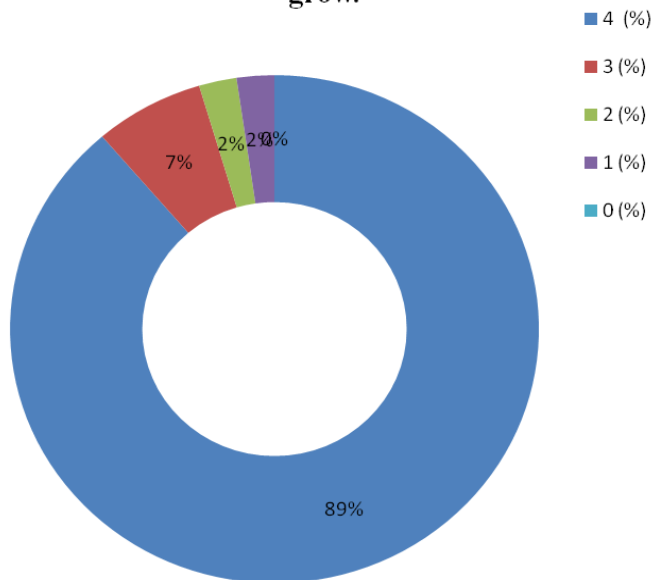


**The teaching and mentoring process in your institution facilitates you in cognitive, social and emotional growth.**

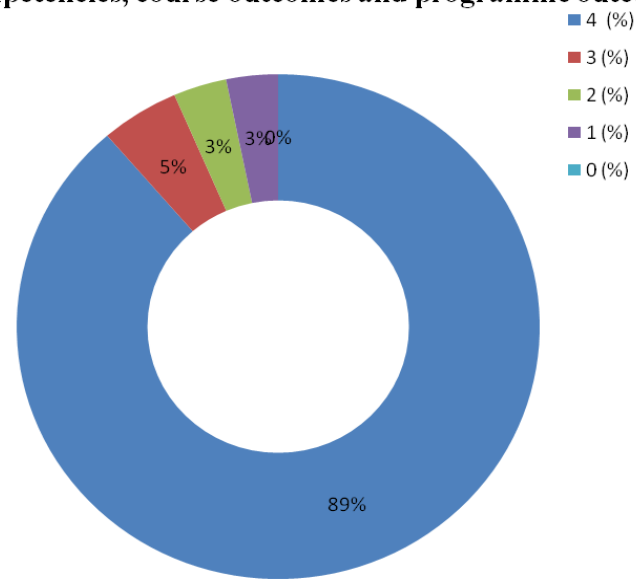


# Analysis of Student Satisfaction Survey on Teaching Learning Process

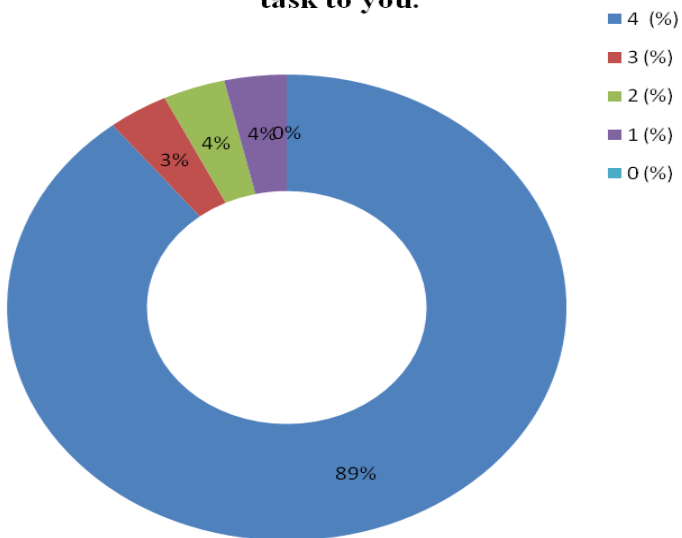
**The institution provides multiple opportunities to learn and grow.**



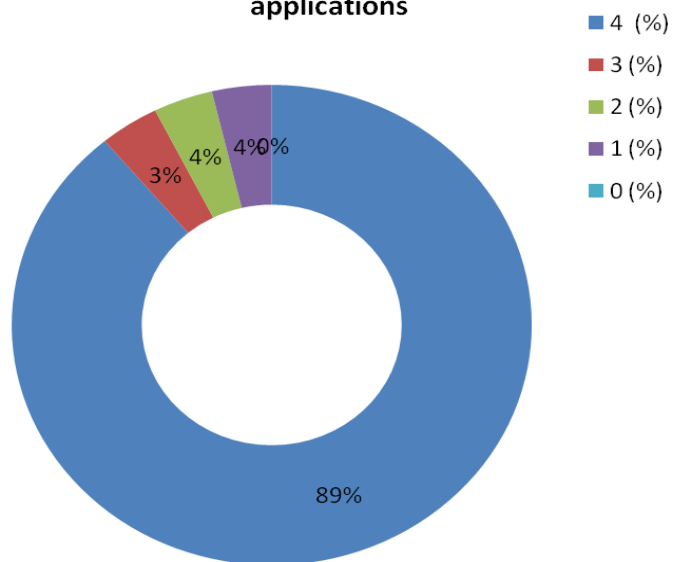
**Teachers inform you about your expected competencies, course outcomes and programme outcomes.**



**Your mentor does a necessary follow-up with an assigned task to you.**

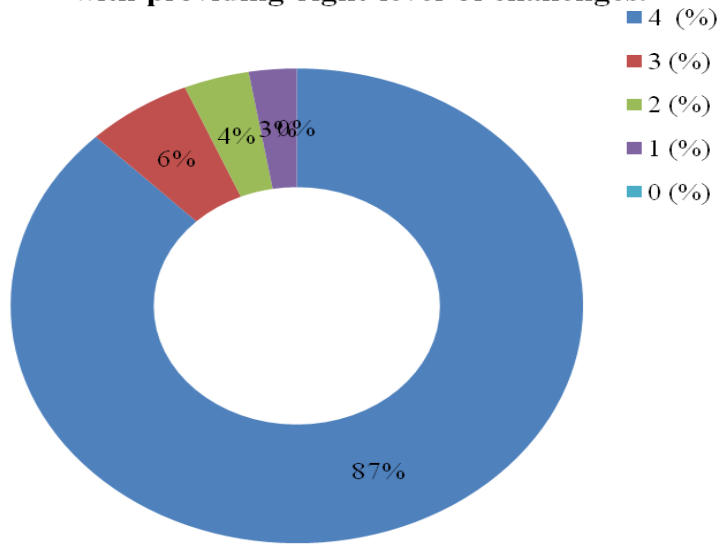


**The teachers illustrate the concepts through examples and applications**

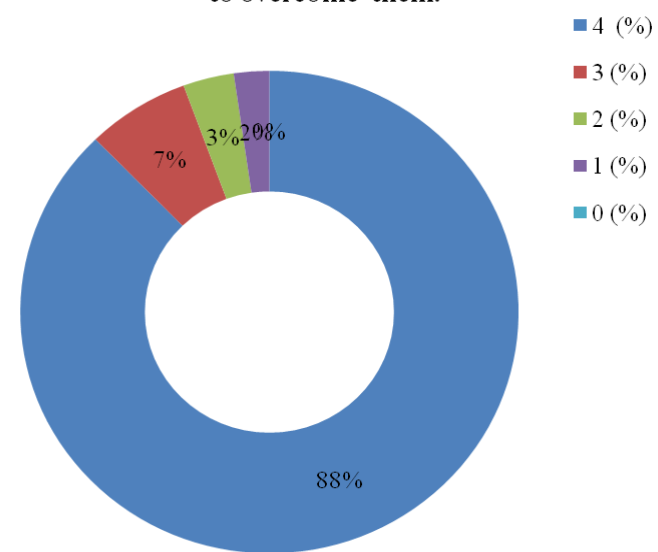


# Analysis of Student Satisfaction Survey on Teaching Learning Process

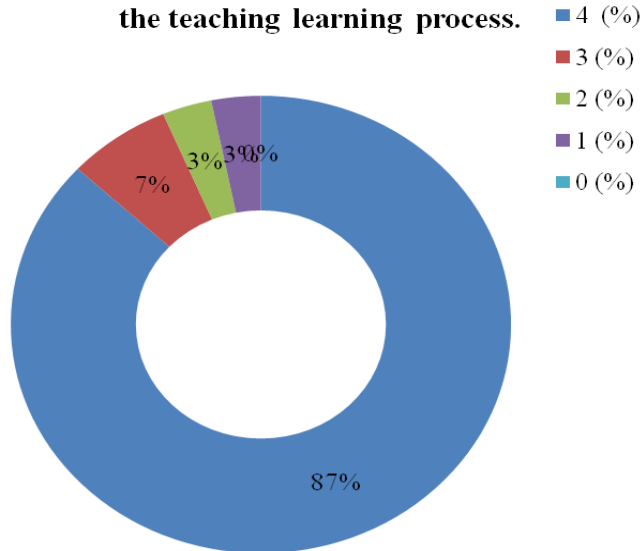
**The teachers identify your strengths and encourage you with providing right level of challenges.**



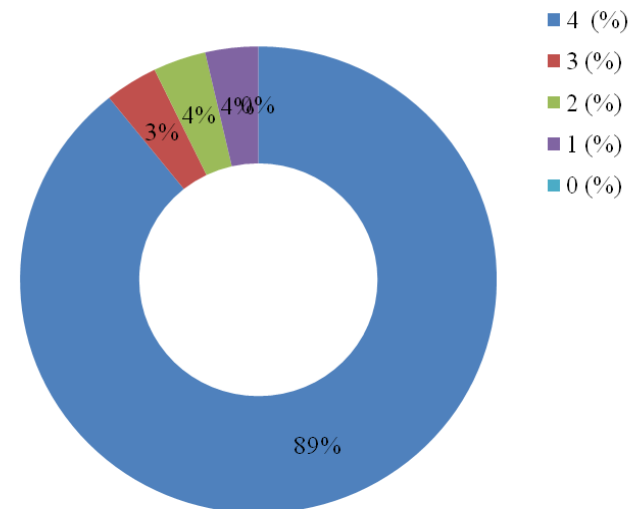
**Teachers are able to identify your weaknesses and help you to overcome them.**



**The institution makes effort to engage students in the monitoring, review and continuous quality improvement of the teaching learning process.**



**The institute/ teachers use student centric methods, such as experiential learning, participative learning and problem solving methodologies for enhancing learning experiences**



## Analysis of Student Satisfaction Survey on Teaching Learning Process

